

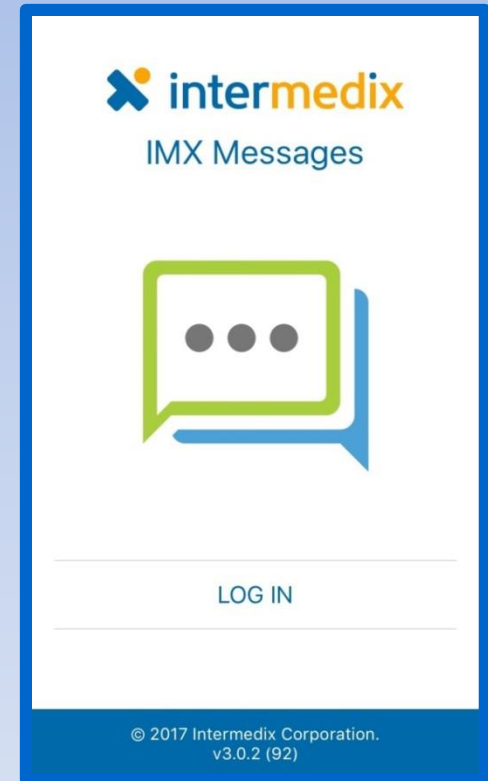
IMX Messages Mobile App

◆ On-the-go MA Responds messaging

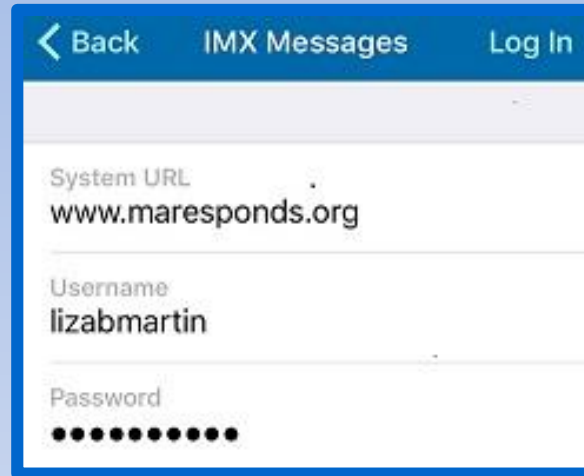
◆ Send and receive messages on your mobile device

◆ Free app for Android and iOS

◆ Download “IMX Messages” on the app store



Accessing the App



A screenshot of a mobile application login screen. The title bar at the top is blue and contains a back arrow, the text "IMX Messages", and "Log In". Below the title bar, there are three input fields: "System URL" with the value "www.maresponds.org", "Username" with the value "lizabmartin", and "Password" with a masked password represented by ten black dots.

Enter the URL
for MA
Responds
www.maresponds.org



Enter the
username that
you use on the
Web

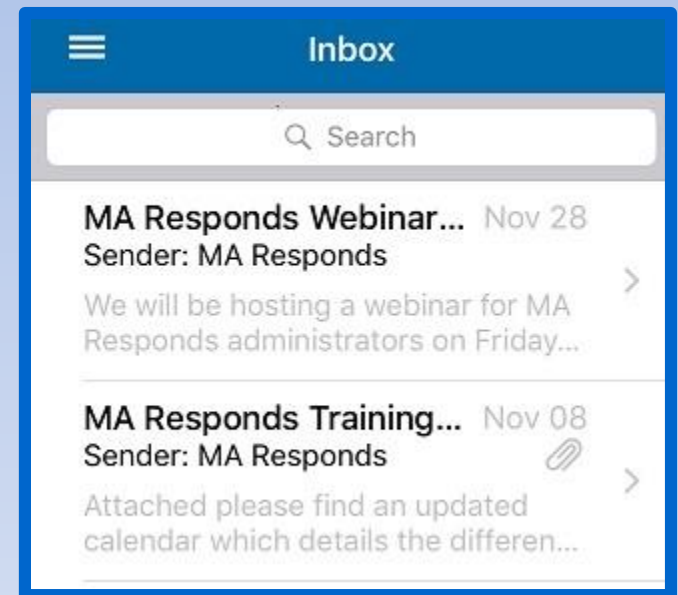


Enter the
password that
you use on the
Web

Viewing Messages

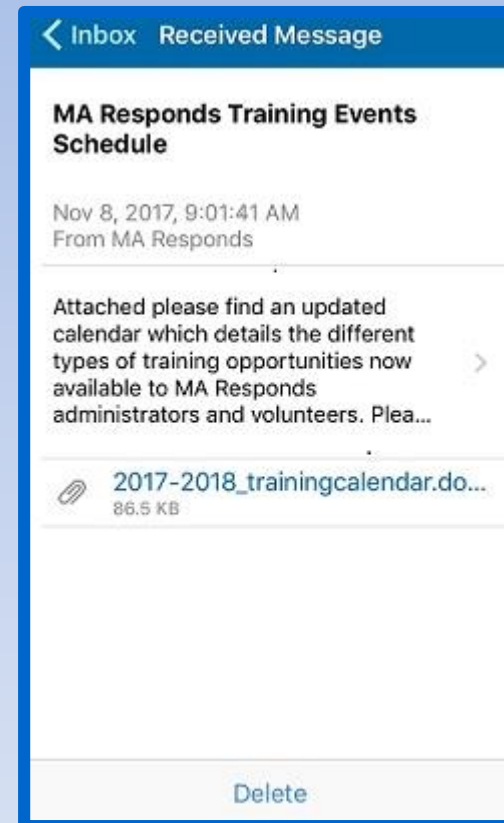


After logging in you
will land on your
inbox



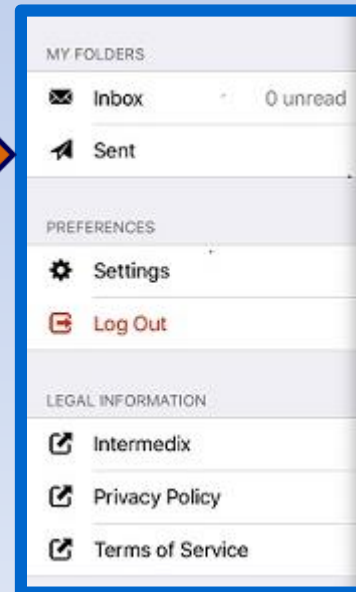
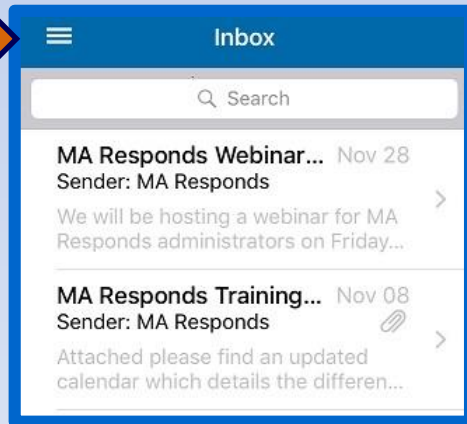
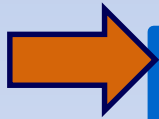
Viewing Messages

 Tap on a message to view its details




Viewing Messages

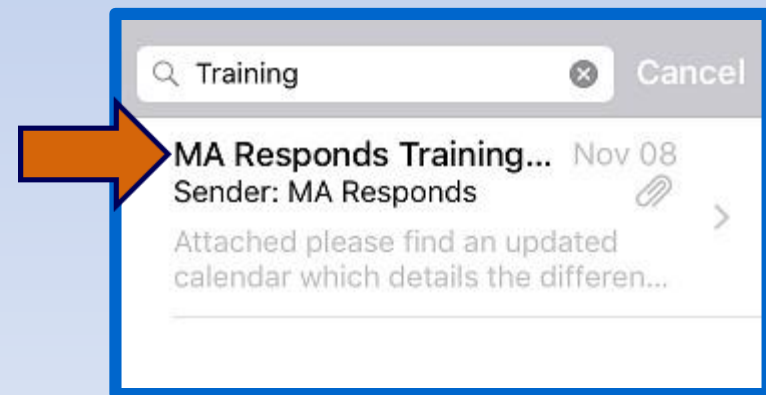
To view sent messages, tap the menu icon and then "sent"



Viewing Messages

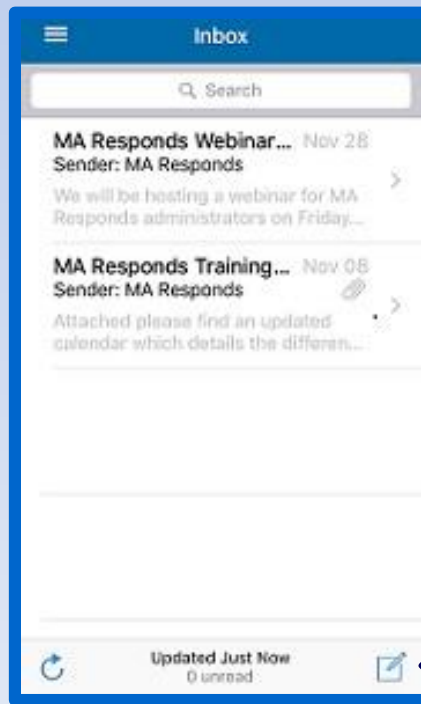


Use the search feature
to locate a particular
message




Composing and Sending Messages

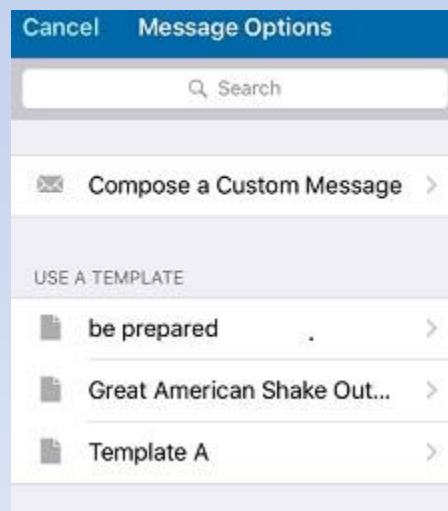
From the inbox or sent messages screen, tap the “compose” icon



Composing and Sending Messages



Tap “Compose a Custom Message” or locate and tap the appropriate template message

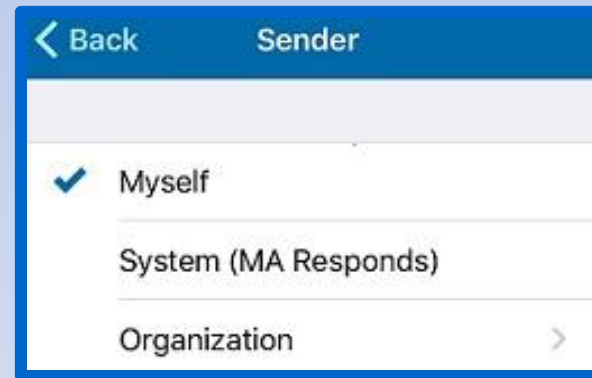
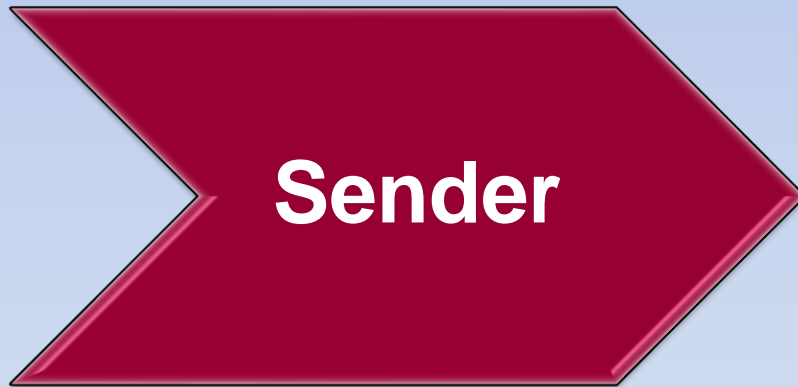


Composing and Sending Messages



A screenshot of a mobile application's 'Compose Message' screen. The screen has a blue header with three buttons: 'Cancel', 'Compose Message', and 'Send'. Below the header, there are five rows, each with a label, a value, and a right-pointing chevron icon. The rows are: 'Sender' with the value 'Myself'; 'Recipients' with an empty field; 'Delivery Methods' with the value 'Internal'; 'Subject' with an empty field; and 'Message (23,500 characters)' with an empty field.

Composing and Sending Messages



Composing and Sending Messages



Composing and Sending Messages



Viewing Message Delivery Results

1. Tap the menu icon and choose **Sent**

2. Locate and tap the appropriate message

3. Tap **Delivery Results**

DELIVERY RESULTS	
Number of Recipients	106 >
Delivered	106 >
Responded	12 >
No Response	94 >
Failed	0
Not Contacted	0

RESPONSE OPTIONS	
Yes, I plan to participate in the M..5	>
No, I do not plan to participate in..7	>

Responded (12) Compose	
Search	
<input checked="" type="checkbox"/>	Crowner, Lisa-Anne
<input checked="" type="checkbox"/>	Colanti, Michael
<input checked="" type="checkbox"/>	Frizzell, Taylor
<input checked="" type="checkbox"/>	Kersell, Mary
<input checked="" type="checkbox"/>	Nelson, Terry
<input checked="" type="checkbox"/>	Schaier, Deborah
<input checked="" type="checkbox"/>	Parker, John
<input checked="" type="checkbox"/>	Borden, Susan
<input checked="" type="checkbox"/>	Chouinard, Deb
<input checked="" type="checkbox"/>	Quinn-O'Connor, Robert